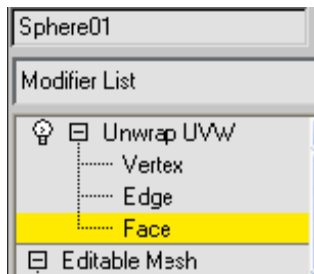
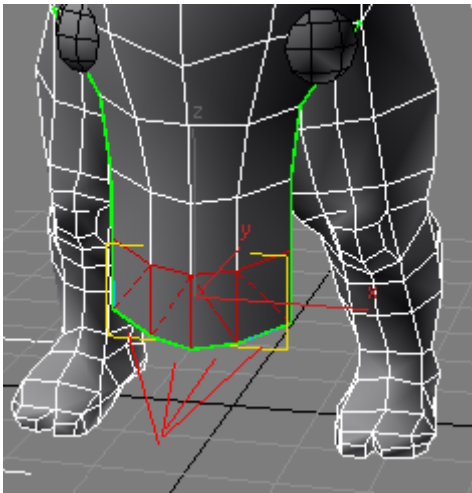


How to grow and expand a selection of faces

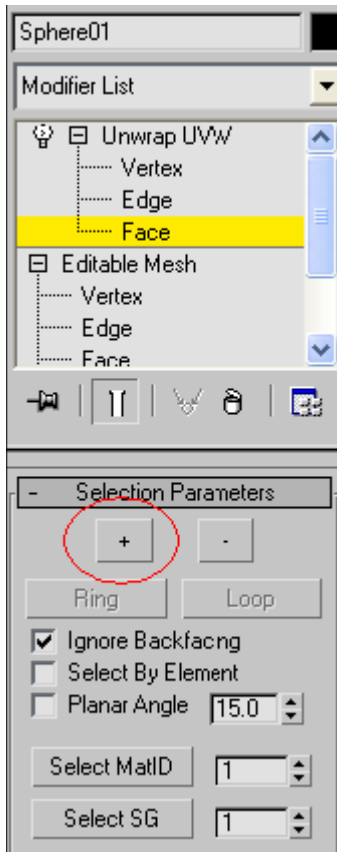
1. Apply the UVW Unwrap modifier and go to the FACES mode.



2. Select the bottom four faces of the cloth (Hold CTRL down to select them).



3. Click on the “+” sign on the Selection Parameters rollout on the Modify tab.



4. You will see the selection being expanded, selecting the faces that are contiguous to the ones you have selected, without you having to select them. The same works with the “-“ sign, it reduces your selection down.

